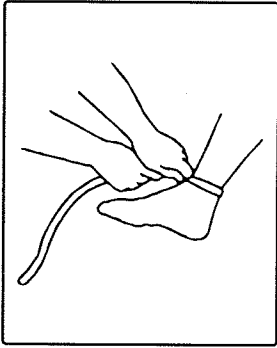
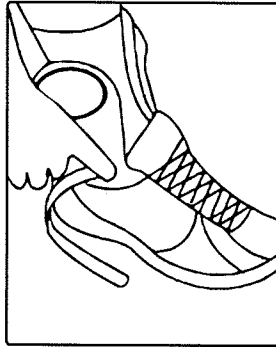


INSTRUCTIONS FOR USE

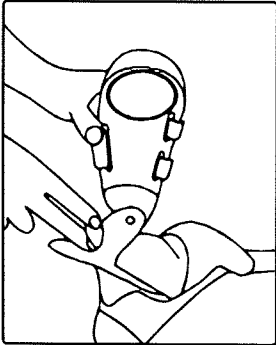
AB0003-149 The Raptor Foot and Ankle Stabilizer



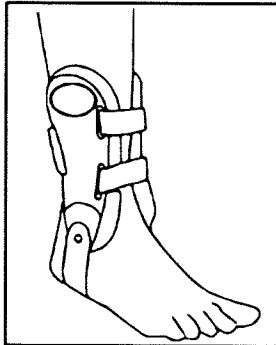
1. Refer to sizing chart to select proper size.



4. Place your foot inside the shoe and apply contour shell to affected ankle. Make sure to adjust the pivot points to be in line with your ankle bones.



2. For maximum support, wear a sneaker or a lace-up shoe.
3. Place your Ankle Stabilizer inside the shoe. If your shoe has a removable insole or orthotic, place the Ankle Stabilizer under it for additional comfort.



5. Secure the circumferential straps firmly around the ankle.